



# EMS Physio Ltd

## 50 Stone Couch 3 Section Couch

The bariatric 3 section couch provides the means to examine very heavy patients in sitting and prone or supine lying positions. The couch is raised by simple push button hand switch which also controls the backrest and foot section angles, greatly reducing staff manual handling when positioning the patient for various examinations and procedures. The couch has a safe working load and lifting capacity of 320kgs and has a wide range of accessories available.


### Standard Features

- UK manufactured
- Lifetime frame & 5 year parts guarantee
- 16 year average lifespan
- Electric operation of height and backrest
- Safe working load & lift capacity 320kg
- Breathing hole & plug
- Hardwearing antimicrobial vinyl
- Retractable heavy duty twin wheel base
- Comfort foam
- Easy operation
- Adjustable foot for uneven floors
- Hoist clearance 14cm (5.5")

### Overall Dimensions

Length: 183cm (72") approx  
 Width: 78cm (31") approx  
 Height: 49cm - 98cm (19" - 39") approx

### Upholstery Dimensions




### Options & Accessories



Double Foam



Paper Roll Holder




Side Security Rails



Padded Side Security Rails



Footswitch



Battery Backup

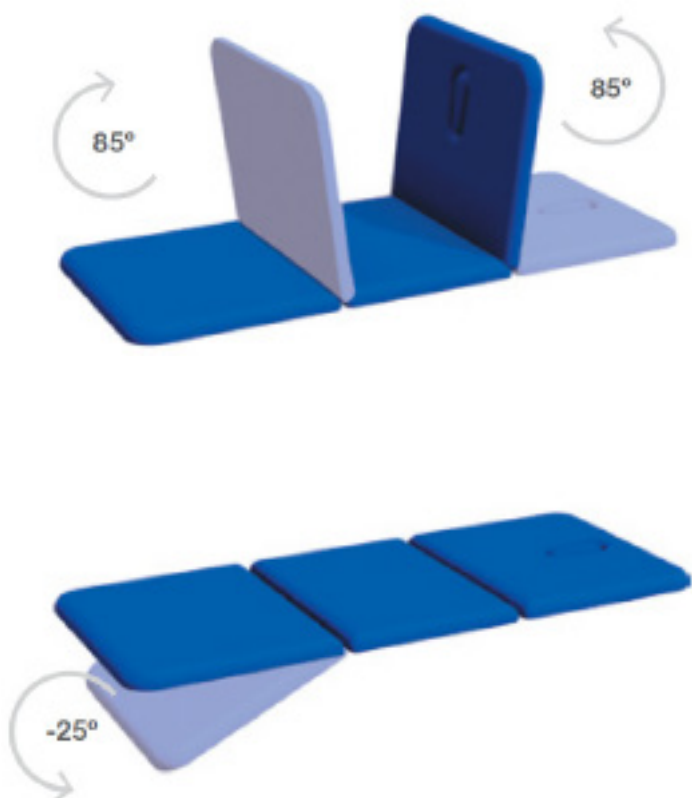
NHS Approved Supplier



t: +44 (0) 1235 772272  
 e: sales@emsphysio.co.uk  
 www.emsphysio.co.uk

## Operational Parameters

---



EMS Physio Ltd order codes  
COU011 3 Section Electric with breathing slot

## Upholstery Vinyl

---

- Flame retardant to CRIB 5
- Patented anti-microbial technology proven to inhibit the growth of E-Coli and MRSA
- Excellent levels of wear and longevity
- Fully washable and impermeable, to aid infection control
- Suitable for cleaning and disinfecting with dilute solutions of Hypochlorite (10,000ppm)
- Please note; Unless specified Sapphire upholstery will be supplied



Jasmine



Battleship



Cobalt



Cocoa



Grape



Mulled Wine



Pillarbox



Gingersnap



Candy



Applemint



Sapphire



Atlantic Blue



Lupin



Denim



Cool Blue



Rainforest



Wasabi



Citrus Green



Marigold



Almond

## For Your Piece of Mind

---

- Lifetime frame and 5 year parts (accidental damage to upholstery excluded)
- Optional extended warranty to 10 years
- Average life span of 16 years
- Designed and manufactured in-house in the United Kingdom
- CE marked
- Externally audited to ISO9001:2015 by LQRA

## Standards

---

- IP Rating - IPX6
- EE Classification - EU MDR 2017/745 Annex VIII Class 1
- Electrical Standard - IEC 60601-1
- Vinyl flame retardant to CRIB 5 (BS 5852)
- Foam flame retardant to BS 5852: Part 2: 1982, Ignition Source 5 [CRIB 5]

## Delivery Promise

---

- Delivery to UK mainland in just 7-10 working days
- Faster service maybe available if required.

**EMS PHYSIO Ltd**  
Downsview Road  
Wantage  
Oxfordshire OX12 9FE

**t: +44 (0) 1235 772272**  
**f: +44 (0) 1235 763518**  
**e: sales@emsphysio.co.uk**  
**www.emsphysio.co.uk**